



**NEW!**

**ENERGY-EFFICIENT  
TRIPLE-PANE GLASS**

**SIGNATURE<sup>®</sup>**  
ELITE

HIGH-PERFORMANCE  
CUSTOM VINYL WINDOWS

TRIPLE-PANE INSULATING GLASS  
FOR SUPERIOR ENERGY SAVINGS

 **GENTEK<sup>®</sup>**



## SIGNATURE® ELITE WINDOWS WITH TRIPLE-PANE GLASS TECHNOLOGY

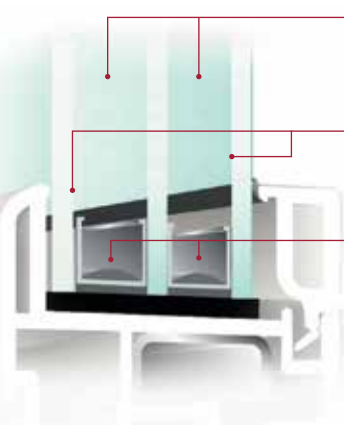
Windows – which are roughly 80% glass – play a key role in the energy efficiency of your home, so it's essential to choose a high-performance glass system. Signature Elite windows with triple-pane insulating glass are expertly crafted to shield your home against energy loss year-round, keeping it warm in the winter and cool in the summer with less energy usage.



### MAXIMIZE THE ENERGY EFFICIENCY AND COMFORT OF YOUR HOME

Choosing a triple-pane glass system will further increase the energy efficiency of your Signature Elite windows. This precision-engineered design incorporates a 1" thick glass unit,<sup>†</sup> three panes of single-strength glass, two surfaces of Low-E (low-emissivity) technology, and two spaces of argon gas, along with the BarrierXP® ThermD Intercept® Stainless Steel Spacer for an impressive energy-saving shield. The heavy-duty triple-pane construction also helps reduce outside noise penetration for a quieter, more comfortable indoor environment.

### PRECISION-ENGINEERED FOR SUPERIOR THERMAL PERFORMANCE



**Argon** is an insulating gas between the glass panes that acts as a thermal barrier on energy loss, counteracting heat and cold conduction. Argon gas also helps reduce noise infiltration for a quieter indoor ambiance.

**Low-E Glass** features a virtually clear, metallic coating that acts as a thermal mirror, reflecting radiant heat back into your home during winter and reducing unwanted solar energy in the summer. Low-E also helps block damaging UV rays that can cause furnishings and carpet to fade.

**BarrierXP ThermD Intercept Stainless Steel Spacer** features a unique, one-piece, stainless steel alloy U-shaped design that stabilizes the panes of glass and creates a powerful thermal barrier to reduce heat loss through the window. Stainless steel is impervious to gas transmission, thus increasing gas retention for enhanced insulating performance. The resilient stainless steel construction also withstands the effects of temperature changes with flex and low stress on the sealant bond to help prevent seal failure.

### CONSERVE ENERGY WITH POWERFUL TRIPLE-PANE PROTECTION

A measurable improvement! Signature Elite windows with triple-pane BarrierXP ThermD TG2 glass technology are 52% more energy efficient than clear double-pane glass windows. The chart below makes it easy to compare the glass package performance. The lower the U-factor, the less energy you'll need to heat your home. The lower the Solar Heat Gain Coefficient (SHGC), the more you'll conserve on air-conditioning.

#### Thermal Performance<sup>1</sup> Comparison Model 3001 Double Hung Window

	COMPOSITE REINFORCEMENT	
	U-Factor	SHGC
Clear Glass <sup>2</sup>	0.46	0.59
BarrierXP ThermD TG2	0.22	0.26
BarrierXPsc ThermD TG2	0.22	0.19

<sup>1</sup>Whole window values, single-strength glass. <sup>2</sup>Whole window values, double-strength glass.

#### Glass Package Terminology

**Clear Glass:** Double-paned clear glass unit.

**BarrierXP ThermD TG2:** Triple-paned unit with two surfaces of Low-E glass and two air spaces of argon gas and Intercept Stainless Steel Spacer.

**BarrierXPsc ThermD TG2:** Triple-paned unit with one surface of Low-E glass, one surface of Low-E SHGC glass, argon gas and Intercept Stainless Steel Spacer.



**NEW!**  
ENERGY-EFFICIENT  
TRIPLE-PANE GLASS

**BroadView™**  
NARROWLINE FRAME AND SASH

Impressive strength, refined construction and an expanded glass area are beautifully presented in this narrowline frame and sash. And while BroadView's low-profile elegance captures your attention, embedded chambers are hard at work, increasing energy efficiency, rigidity and durability.

**Fortress™**  
SECURE LOCKING SYSTEM

Fortress is the champion of peace of mind. The positive end-of-throw cam shifting lock creates a powerful locking system that seals the sash tightly closed. Fortress' well-designed hardware also features an indicator that lets you know if your windows are not locked.

**CoreTec™**  
COMPOSITE REINFORCEMENT

CoreTec further enhances thermal performance at the meeting rails. The non-conductive composite reinforcement reduces the transfer of energy, while also allowing for secure mounting of hardware.<sup>3</sup>

**Traverse™**  
TELESCOPING SILL

This innovative telescoping sill dam provides triple benefits: increased structural stability, greater protection from air and water infiltration, and enhanced beauty. It marries strength and style with advanced window technology.

**Gradient™**  
TRUE SLOPED SILL

Both the form and functionality of Gradient work in tandem to deliver a highly effective drainage system. Gradient's smooth surface and true sloped sill promptly direct water runoff without the use of weep holes to help keep the exterior window attractive.<sup>4</sup>

**LinkSync™**  
SASH-TO-SILL INTERLOCK

Increased strength and resistance to bowing during high winds is achieved with our LinkSync sash-to-sill interlock. The concealed channel nests the sash into the sill to create a wall of resistance to whatever Mother Nature dishes out.

**DuraFit™**  
SCREEN BULB SEAL

This smartly designed compression bulb seal blocks unsightly light penetration between the screen and window frame and helps keep insects out. DuraFit also provides for easier screen installation and removal.<sup>5</sup>

<sup>3</sup>Double hung base model will automatically be upgraded to ST (steel reinforcement) for all units ordered in excess of 48" wide or 84" high.

<sup>4</sup>For larger size windows or to meet specific DP/PG ratings, optional weeps/performance package must be ordered.

<sup>5</sup>Available only with the full screen option.



## PORTFOLIO® COLOR COLLECTION


Our Portfolio Color Collection will change the way you think about color. The high-performance exterior hues are achieved with a cutting-edge polyurethane coating technology incorporating heat-reflective pigments to ensure a remarkably strong, fade-resistant and highly weatherable finish. Our interior woodgrain laminates are precision-engineered for outstanding durability that maintains its attractive appearance over the life of the product.



### EXTERIOR PALETTE



### INTERIOR PALETTE




\*Extruded solid color.  
\*\*White Woodgrain is available with a Beige base only.

White and Beige windows will have matching interior hardware. Windows ordered with a Soft Maple, Rich Maple, Light Oak or Dark Oak interior will receive Pontiac Gold hardware. Windows ordered with a FoxWood or Cherry interior will receive Brown hardware.


## INTERIOR GRIDS

Grids are a simple yet stylish way to add personality to your windows. All grids are enclosed within the insulated glass unit for easy cleaning. First, select your preferred grid pattern and then choose a grid profile to achieve the desired finished look.

### Grid Patterns




### Grid Profiles



## V-GROOVED CUT GLASS

V-grooved cut glass imparts the perfect touch of elegance without obstructing the view. Choose one of our timeless glass patterns to customize your windows.



## A LIFETIME OF PROTECTION

Signature Elite windows are backed by a lifetime limited warranty, and the Portfolio Color Collection exterior finishes carry a 10 year fade-resistance rider. For complete information, including limitations, ask your dealer for a copy of the Gentek replacement window warranty and the Portfolio Color Collection warranty rider.



P.O. Box 110 • Akron, Ohio 44309  
www.GentekInc.com

*Make us a part of your home.*



†Actual glass thickness is 63/64". Insulated glass (IG) units that require capillary tubes may experience some argon gas depletion. Colors are reproduced by lithographic process and may vary slightly from colors of actual product. All specifications and designs subject to change without notice. Due to product changes, improvements and other factors, Gentek reserves the right to change or delete information contained herein without prior notice. WARNING: Screen will not stop child from falling out window. Keep child away from open window. The only purpose of the screen is to minimize infiltration of insects. Intercept is a registered trademark of PPG Industries. ENERGY STAR name and logo are registered U.S. marks and are owned by the U.S. government. USGBC and related logo is a trademark owned by the U.S. Green Building Council and is used by permission.